

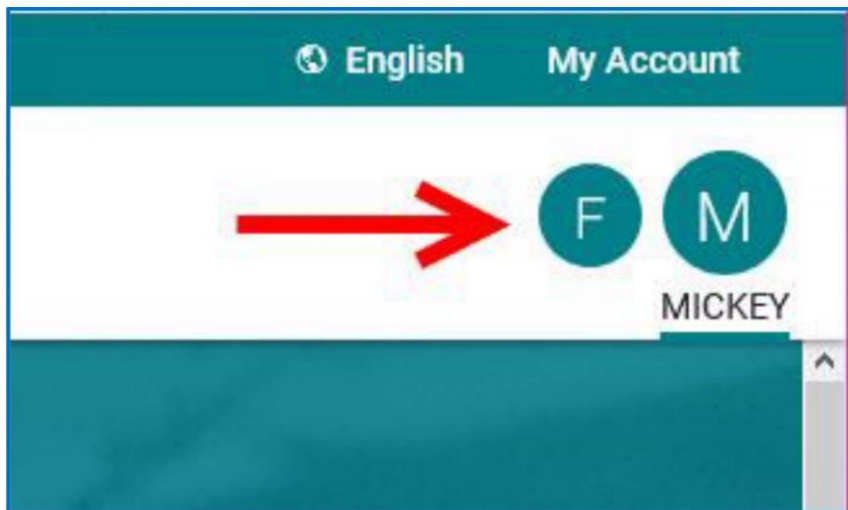
Finding Documents in IntelliChart Portal



Follow this guide to find your child's documents that we have uploaded for you.

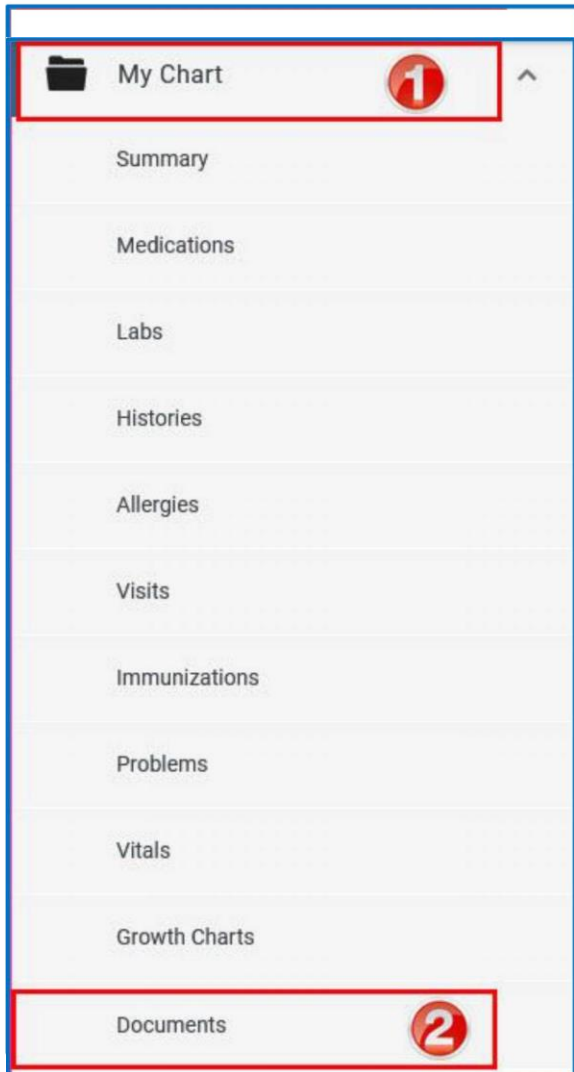
Navigate to <https://patientportal.intellichart.com> and log in to your account to get started.

Step 1



In the upper right hand corner of the welcome screen, click on the bubble with your child's name.

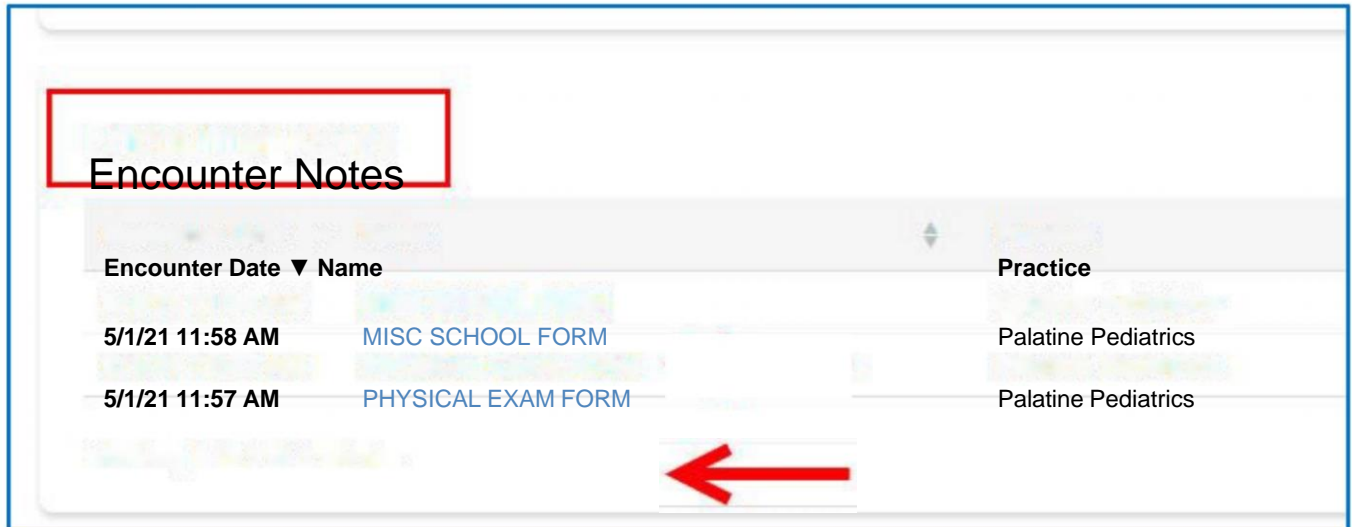
Step 2



1. Click on "My Chart" in the in the left hand corner of the screen.

2. Scroll down and click on "Documents."

Step 3



Encounter Date ▼	Name	Practice
5/1/21 11:58 AM	MISC SCHOOL FORM	Palatine Pediatrics
5/1/21 11:57 AM	PHYSICAL EXAM FORM	Palatine Pediatrics

Showing 1 to 2 of 2 entries

1. Scroll down to the "Encounter Notes" section.
2. Click on the blue hyperlink of the document you are looking for.

Note: If you need a physical exam form completed for your child and you do not see it here, please send us a to request it.